




Year 2 Home Learning - Week beginning 6th July 2020

Woodland Groups and Tutor Time				Picnic/disco/party Sycamore			
Please drop your child off at the Christchurch Road entrance at the allotted time and collect your child from the Goldfield Road entrance as a one way system is in operation.				Your child will need their own personal picnic, something to sit on and a water bottle to keep hydrated. Please bring a school T- shirt and a sharpie with you for t-shirt signing! Please make sure they wear a sun hat and have sun tan lotion on before they come.			
MONDAY		FRIDAY				Wednesday 8 th July 1pm-3pm	
Silver Birch Blue group 9am -10.30am	Sycamore Blue group 10.30am-12pm	Silver Birch Yellow group 9am -10.30am	Sycamore Yellow group 10.30am-12pm				


Extra time in school Please drop your child off at the Christchurch Road entrance at the allotted time and collect your child from the Goldfield Road entrance as a one way system is in operation. Please do send them in with a water bottle.				
Tuesday 7th July				Thursday 9th July
9-10.30am	10.30-12pm	12.30-1.45pm	1.45-3pm	10.30-12pm

Bishop Wood Visit Friday 10th July 2020				
<ul style="list-style-type: none"> Please come to the Christchurch Road entrance of Bishop Wood School at your allotted time where Mrs Blake, Mrs Birley and Miss Record will be waiting for you. Sorry but parents will not be permitted on site. Please come dressed for the weather because we will be predominantly outside. As we are only there for an hour please do not bring anything with you like snacks or water bottles, this is of course does not mean emergency medication like epipens or inhalers, which must be given to Mrs Blake on arrival. Please collect your child at the end of the hour session from the same entrance, adhering to the 2m social distancing rules. Children in school that day will be walked down to meet Mrs Blake at Bishop Wood by Miss Foxley and Mrs Cottle for 10.30am 				

Year 2 Home Learning - Week beginning 6th July 2020

Timetable for the week					
Times	Morning			Afternoon	
	20mins	45 mins	1hour	45mins	45mins
Mon	Phonics and SPaG Activity 14 from SPaG pack	<p>Maths Complete the “A little bit of everything” activity sheet in your pack.</p> <p>Revise your times tables challenge yourself to learn a new times table. For example, if you don’t know your fours learn your four times table.</p>	<p>English Inventive Writing – How did this giraffe get on the moon? This is a completely free writing activity; have a look at the picture at the top of the page and write about how the giraffe got onto the moon. You might like to share some of your ideas with someone at home first, or think of lots of different ideas and then pick your favourite to write about. Be as creative as you can and use all of your writing skills; punctuation, adjectives, adverbs, conjunctions etc.</p>	<p>Look at all the work you have done during your home learning and select 3-5 pieces you are particularly proud of and bring them with you to your next session in school. For most of you this will be tomorrow. Please get this to us by Friday 10th July.</p>	<p>Watch the attached film from the current Year 3 children at Bishop Wood and talk about it with your grown up. https://youtu.be/hzwS81wHH-s</p> <p>Can you find out about the Bishop Wood logo?</p> <div style="text-align: center;">  </div>
	Silver Birch Blue Woodland Group 9am -10.30am		Sycamore Blue Woodland Group 10.30am-12pm		
Tue	Extra Time in school see details below				
	Phonics and SPaG Activity 15 from SPaG pack	<p>Maths Length Complete the Measuring with a tape measure sheet from the pack ask someone in your family be act as your friend for the activity. If you don’t have a tape measure use string then use a ruler to measure the string.</p>	<p>English Inventive Writing – How did this banana grow so huge? This is a completely free writing activity; have a look at the picture at the top of the page and write about how the banana got so big. Be as creative as you can and use all of your writing skills; punctuation, adjectives, adverbs, conjunctions etc.</p>	<p>Themed Learning/Art – <u>Fruits from around the world.</u> Look carefully at different types of fruit. If possible, look carefully at the skin of an orange, the colour of an apple, the skin of a banana, the outside of a pineapple and the inside of a melon. Now choose one piece of fruit you would like to focus on. If you have the opportunity to use pastels or chalks, try to make an observational drawing of your fruit. (On black paper it can look really effective) We can’t wait to see your finished pictures.</p> <div style="text-align: center;">  </div>	<p>PE Do Miss Mabbit’s workout and select an activity to do with your family like playing tennis, badminton, throwing and catching with a ball or basketball.</p> <div style="text-align: center;">  </div>

Year 2 Home Learning - Week beginning 6th July 2020

Wed	Phonics and SPaG Activity 16 from SPaG pack	Maths Length Complete Length problems sheet from the pack	English Choose a Comprehension sheet from your pack and use the techniques of skimming and scanning to answer the questions.	Sycamore - Picnic/disco/party on the field (See below for details) Silver Birch- Joint Zoom calls with Mrs Birley (Mrs Blake will email out zoom times and details on Tuesday Evening)	
Thur	Phonics and SPaG Spelling Quiz	Maths Mass/Weight Complete the spicy shopping sheet from the pack	English Non-Fiction Texts – Using a Dictionary Get a dictionary and look at the Dictionary PowerPoint. Complete the Dictionary sheet to organise the words into each quartile of the dictionary. As an added challenge, write them in alphabetical order. Then use the dictionary to find definitions for each word. You might like to find other words in the dictionary and write their definitions too.	Topic Maths Walk around your house and see if you can find lots of different board games. <i>Investigate the games by looking closely at the front of the box, parts of the game in the box, the number of players, the age suitability of the game and the instructions explaining how to play the game.</i> <i>Using the game design sheet attached try to see if you can design your own 'Maths game'. What is the name and the theme of your game? How do you know when someone has won the game? How will you design the board and the counters?</i> <i>We can't wait to see a photograph of your finished design.</i> 	
Fri	Phonics and SPaG New Spellings	Maths Beat that! Measure word problems Select The School Feast sheets from the pack.	English Animal Fact File – Booklet Continue or begin working on your Animal Fact File. Use different sub-headings to break up the information you have researched. Remember to write up your notes into clear sentences to tell the reader about your animal; don't just copy what you have found. You may want to add pictures with captions or labels to give the reader more information. These could be printed or drawn.	PSHE Conflict examples for drama. Read through the 'conflict examples' with an adult. If possible, try to act out the scenarios at with an adult or siblings at home. Discuss how the characters feel and why they may have acted in this particular way. What would you have done and why?	Golden Time Construction, lego, build a den, drawing, colouring.
	Silver Birch Yellow Woodland Group 9am -10am		Sycamore Yellow Woodland Group 10.30am-12pm		
	Bishop Wood Visit 9.30am -10.30am see details below Sam M, Isabella, Ariadne, Ben, William, Lauren, Martha, Poppy and Matilda		Bishop Wood Visit 10.30am -11.30am see details below Chelsea, Sam W, Lola, Lucas, Theo, Charlie, Finn, Thomas B, Maisie B, Quinn and Hugo		



Please hear your child read and read to your child every day.